



# FINANCING UN WOMEN'S GENDER EQUALITY AND WOMEN'S EMPOWERMENT MANDATE

EXECUTIVE BOARD INFORMAL BRIEFING  
STRUCTURED DIALOGUE ON FINANCING  
NEW YORK, 7 AUGUST 2024

# **TABLE OF CONTENTS**

- 1. FINANCING CONTEXT**
- 2. INVESTING IN RESULTS**
- 3. REVENUE AND EXPENSES 2023**
- 4. FUNDING GAPS 2023**
- 5. FINANCING PRIORITIES**



# UNDS FINANCING CONTEXT



## UNDS FINANCING

- Total ODA **up 1.8%** in real terms in 2023
- Total funding to UNDS for operational activities **up 100%+** in real terms between 2012 and 2022
- UNDS is the **largest single channel** of multilateral aid (equal to 32% in 2022)



## FC PROGRESS

- **71%** of development funds to UNDS in 2023 were **tightly earmarked**, more than other multilaterals
- **14% decline in core** to UNDS for development activities in 2023 over 2022
- **Declining trend in multi-year core** commitments



## UNDS RESPONSE




- New Funding Compact demonstrates **consensus** on financing priorities
- Entity-specific monitoring framework allows **customization**
- UNDP, UNFPA, UNICEF & UN Women **harmonizing** approaches and definitions

# PROGRESS ON FUNDING COMPACT COMMITMENTS 2023

- 2019-2023 UN Women **met or exceeded** all 15 assessable indicator targets across the eight commitments that required entity-specific reporting
- Member State **stalled or slow** progress on commitments to UN Women:
  - RR funding gaps in SP IRRF
  - Fraction of RR multiyear contributions
  - % of non-core and # of contributors to pooled/thematic funds



**UN Women**



**Member States**

- Full/rapid progress
- In progress
- Stalled/slow progress





# INVESTING IN RESULTS

I SUPPORT WOMEN'S RIGHTS



**INVEST  
IN A WORLD  
FREE FROM VIOLENCE**

အကျိုးစီးပွားကင်းရှင်းရေးနှင့်  
အမျိုးသမီးများအတွက်  
အားပေးမှု

WORLD BANK

I SUPPORT WOMEN'S RIGHTS



**INVEST  
IN A WORLD  
FREE FROM VIOLENCE**

အကျိုးစီးပွားကင်းရှင်းရေးနှင့်  
အမျိုးသမီးများအတွက်  
အားပေးမှု

WORLD BANK

I SUPPORT WOMEN'S RIGHTS



**INVEST  
IN A WORLD  
FREE FROM VIOLENCE**

အကျိုးစီးပွားကင်းရှင်းရေးနှင့်  
အမျိုးသမီးများအတွက်  
အားပေးမှု

WORLD BANK

I SUPPORT WOMEN'S RIGHTS



**INVEST  
IN A WORLD  
FREE FROM VIOLENCE**

အကျိုးစီးပွားကင်းရှင်းရေးနှင့်  
အမျိုးသမီးများအတွက်  
အားပေးမှု

WORLD BANK

I SUPPORT WOMEN'S RIGHTS



**INVEST  
IN A WORLD  
FREE FROM VIOLENCE**

အကျိုးစီးပွားကင်းရှင်းရေးနှင့်  
အမျိုးသမီးများအတွက်  
အားပေးမှု

WORLD BANK

I SUPPORT WOMEN'S RIGHTS



**INVEST  
IN A WORLD  
FREE FROM VIOLENCE**

အကျိုးစီးပွားကင်းရှင်းရေးနှင့်  
အမျိုးသမီးများအတွက်  
အားပေးမှု

WORLD BANK



# 2022-2023 GLOBAL REACH



**82**

**COUNTRIES**  
have strengthened  
**NATIONAL  
MECHANISMS,  
PROCESSES AND/OR  
GUIDELINES**

for the achievement  
of gender equality,  
including gender-  
responsive national  
reviews, financing  
assessments and  
inclusive peacebuilding  
processes



**2.8**

billion women  
and girls in  
**78 COUNTRIES**  
now have a more  
supportive  
**LEGISLATIVE AND  
POLICY ENVIRONMENT**  
to advance gender  
equality and women's  
empowerment

**>13,600**  
**PARTNER ORGANIZATIONS**  
**IN 92 COUNTRIES**  
have increased capacities to  
**SAFEGUARD WOMEN'S RIGHTS,**  
including **DELIVERING QUALITY  
GOODS, SERVICES, AND RESOURCES**  
for women in humanitarian and  
development settings



**431**  
**GENDER-RESPONSIVE  
SERVICES,  
PRODUCTS, TOOLS  
AND INITIATIVES** in  
**73 COUNTRIES**

were developed and/or  
implemented, including  
innovative financing  
tools, multi-stakeholder  
initiatives and platforms  
for disseminating  
gender statistics



A photograph of a woman in a green sari peeling a white egg in a rustic kitchen. She is smiling and looking towards the camera. Two children, a girl in a floral dress and a boy in a blue and red patterned dress, are sitting next to her. The kitchen is made of bamboo and has various items like a red bucket, a green watermelon, and a blue basket on the counter. The text "2023 REVENUE AND EXPENSES" is overlaid on the image.

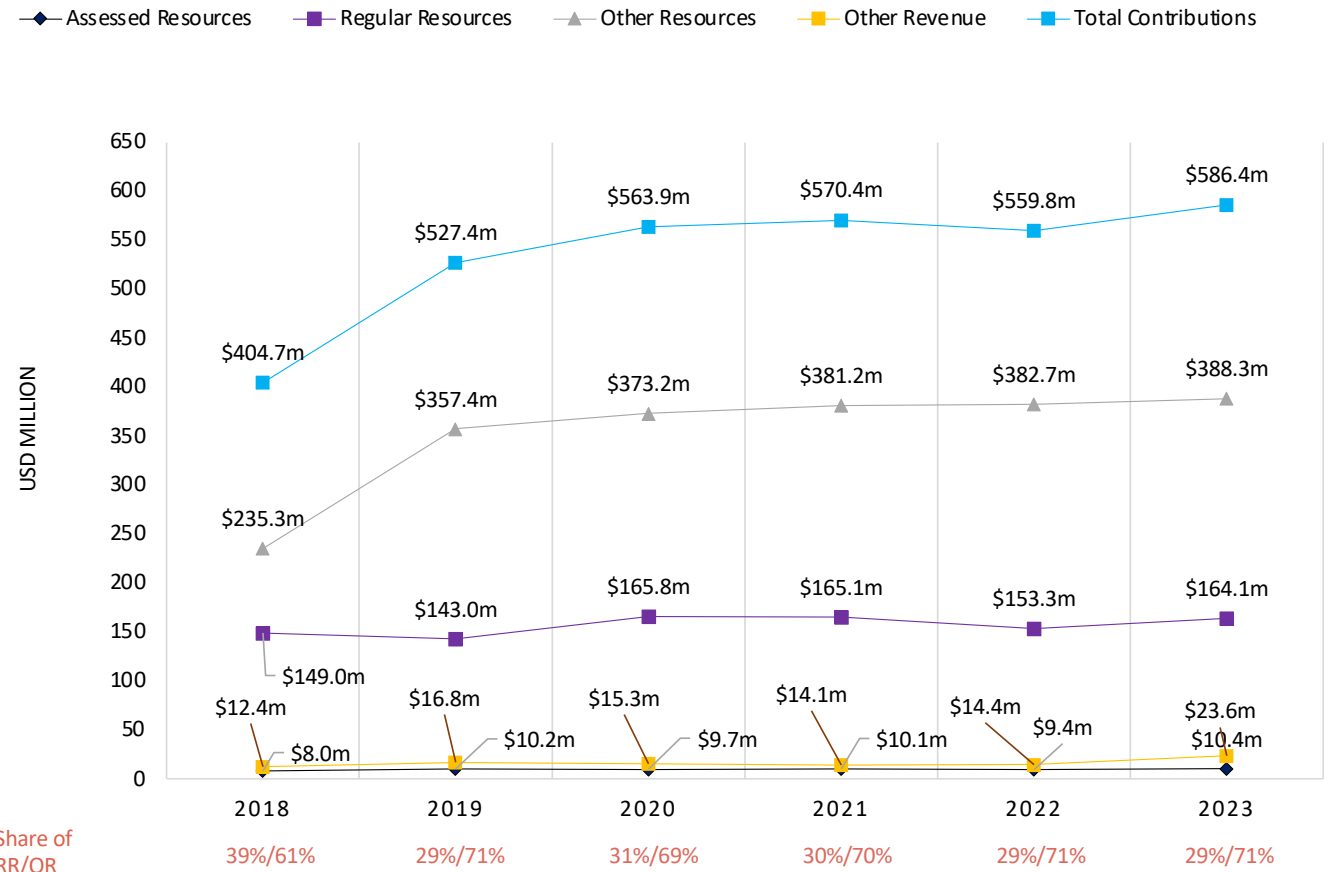
# 2023 REVENUE AND EXPENSES



# 2023 REVENUE

- Total revenue of **\$586.4 M**, up by 4.7% from 2022
- RR up by **7%** over 2022, impacted by FX increases; RR growth outpaced OR growth
- OR up by **1.5%** over 2022, with year-over-year increasing trajectory since 2013
- **34% of RR** and **61% of OR** in multi-year commitments, down from 40% and 65% respectively in 2022

Revenue by type, 2018-2023

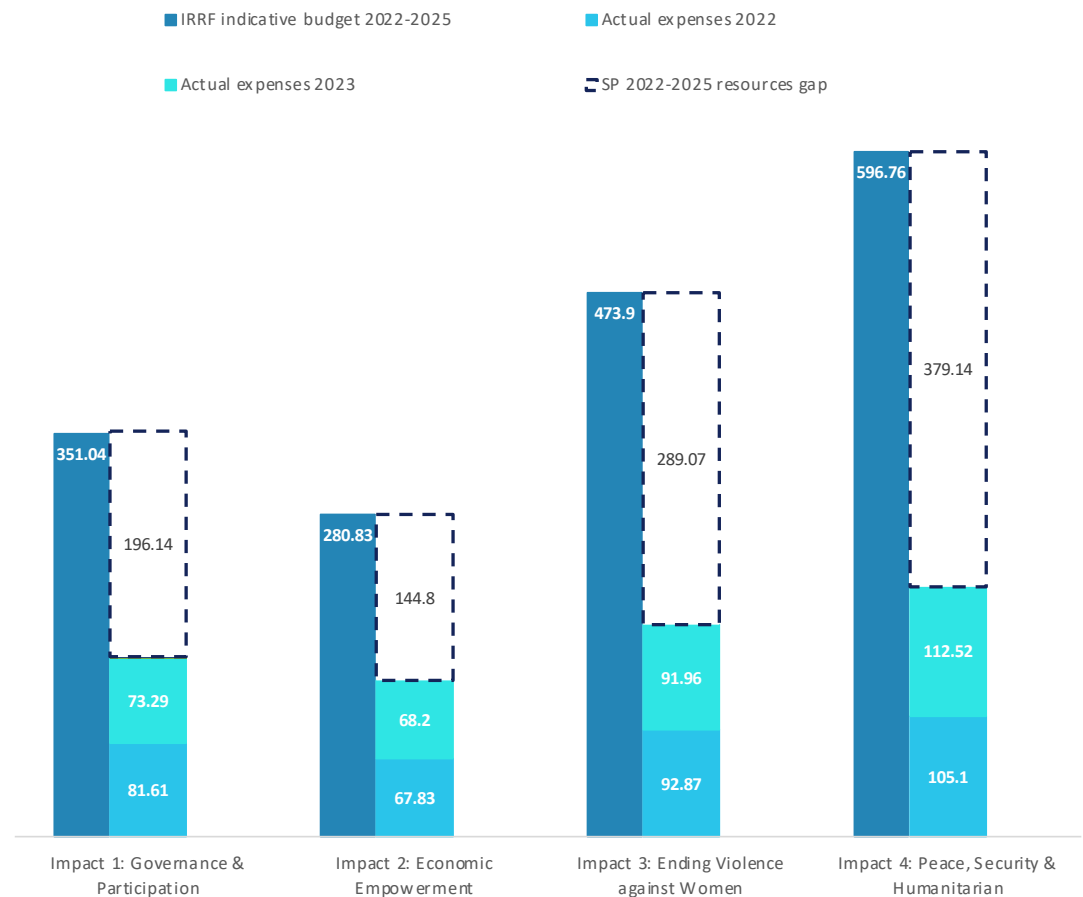




# 2023 EXPENSES

- Total programme expenses reached a record high of **\$464 M** or **84%** of all expenses (\$441.3 M/82% in 2022)
- Country and regional programme expenses reached a new high of **\$360.8 M** or **77.8%** of total programme expenses (\$341 M/77% in 2022)
- A **\$1 billion** resource gap to be mobilized in 2024 and 2025 to meet IRRF targets
- Highest investment in SP **Impact 4** (WPS, HA) followed by SP **Impact 3** (EVAW), but investment levels lower than IRRF 4Y target at SP midpoint (36.5% and 39% respectively).
- Expenses on SP **Impact 1** and **2** on track reaching 44% and 48% of 4Y target.

2022-2023 expenses against IRRF planned 4Y budget



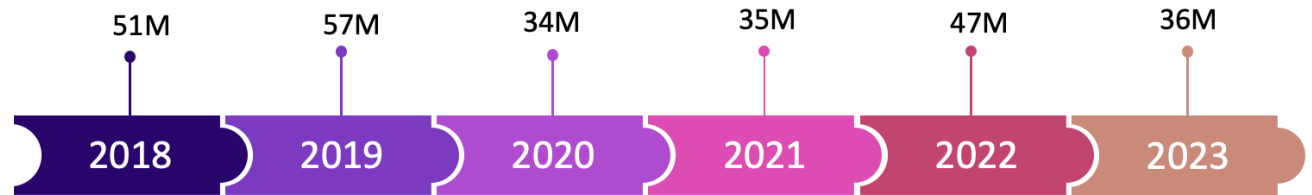


# FUNDING GAPS 2023

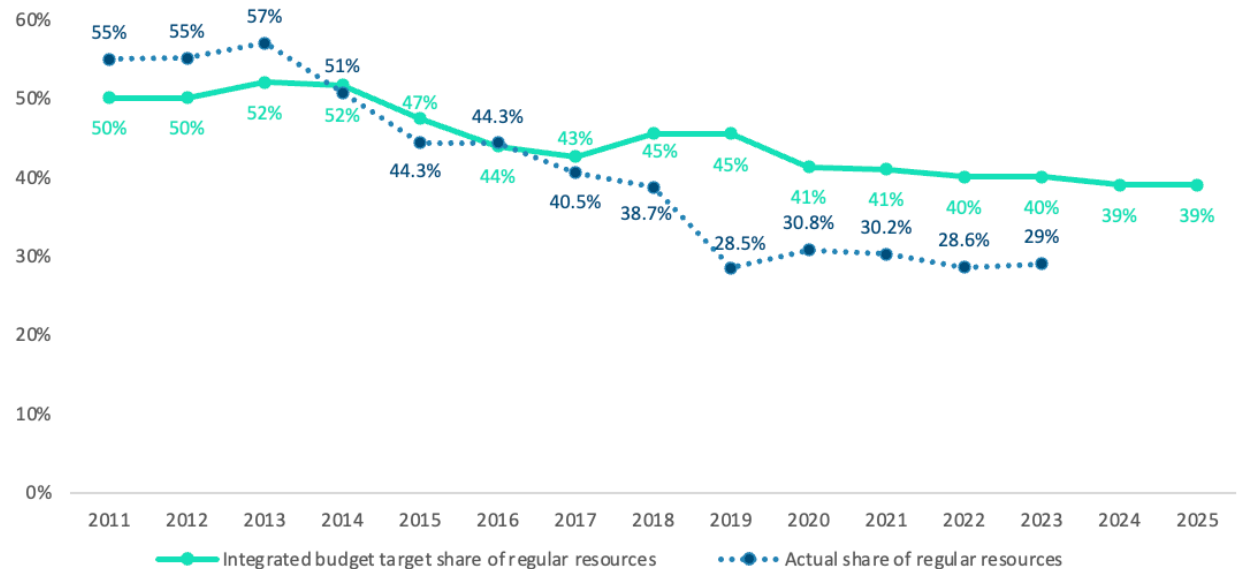
# 2023 RR FUNDING GAPS

Ongoing funding gap against IB 200M target, 2018-2023

- 2023 RR funding gap of **\$36M** against IB 200M target (\$46.7 M in 2022)
- No OR funding gap in 2023; **OR funding gap closed** in 2019
- **RR to OR ratio was 29%** in 2023, just below 30% funding compact target (28.6% in 2022); was 55% at inception in 2011



Actual RR vs. IB target RR proportion, 2011-2025



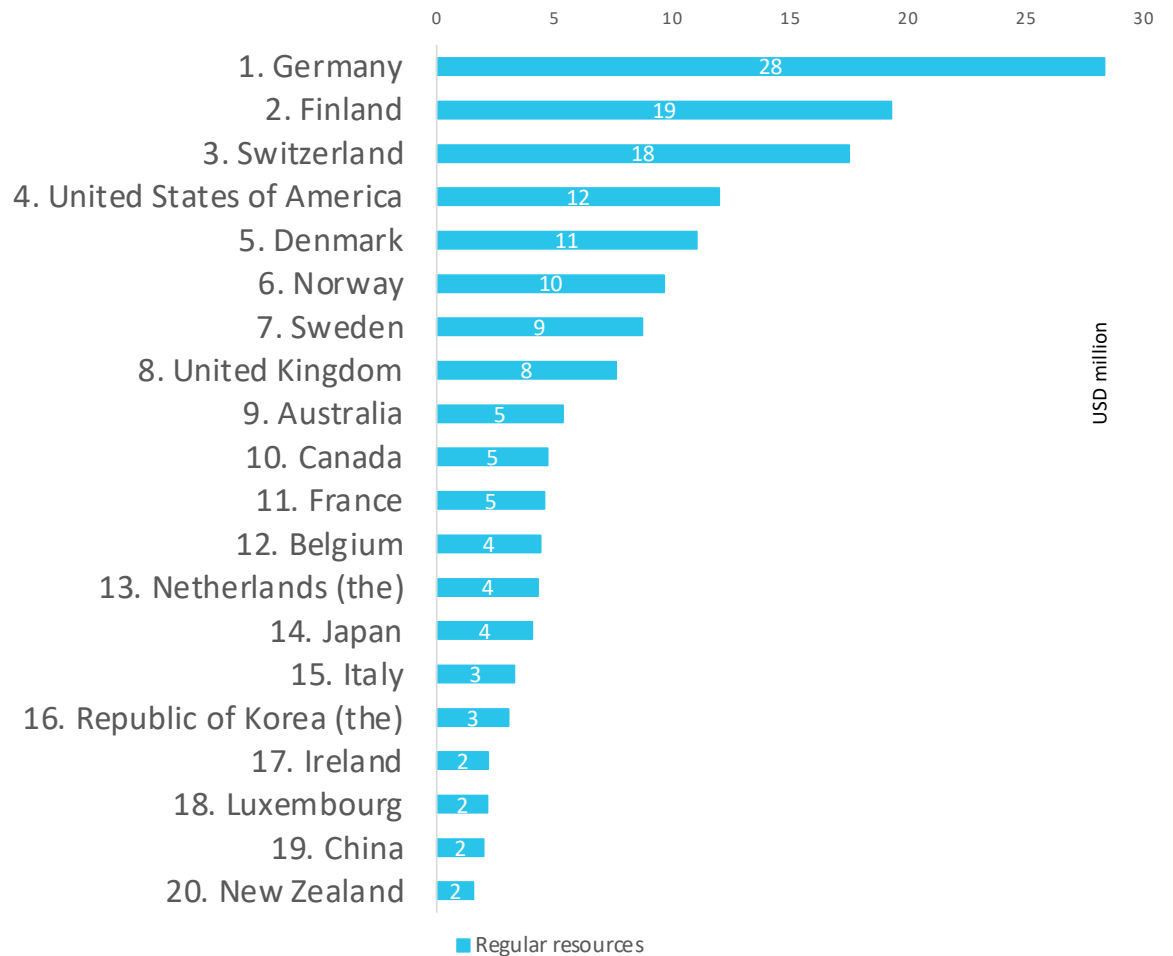


A group of five women, likely agricultural workers, are shown in a greenhouse setting. They are all wearing matching blue long-sleeved work shirts. The woman in the foreground is looking thoughtfully to the side with her hand on her chin. The other women behind her also exhibit attentive and thoughtful expressions. The background shows the structure of the greenhouse with translucent panels and some equipment. The overall tone is professional and focused.

# FINANCING PRIORITIES



# TOP 20 REGULAR RESOURCE PARTNERS 2023



# RR DRIVE GLOBAL GEWE IMPACT

## Triple Mandate

Results achieved across the mandate



## Agility

GEWE policy engagement and advocacy in emergencies

## Global Presence

A well-functioning institution with global reach



## GEWE Expertise

Specialized knowledge and skills to solve problems

## GEWE Leadership

Strategic leaders that build commitment to GEWE



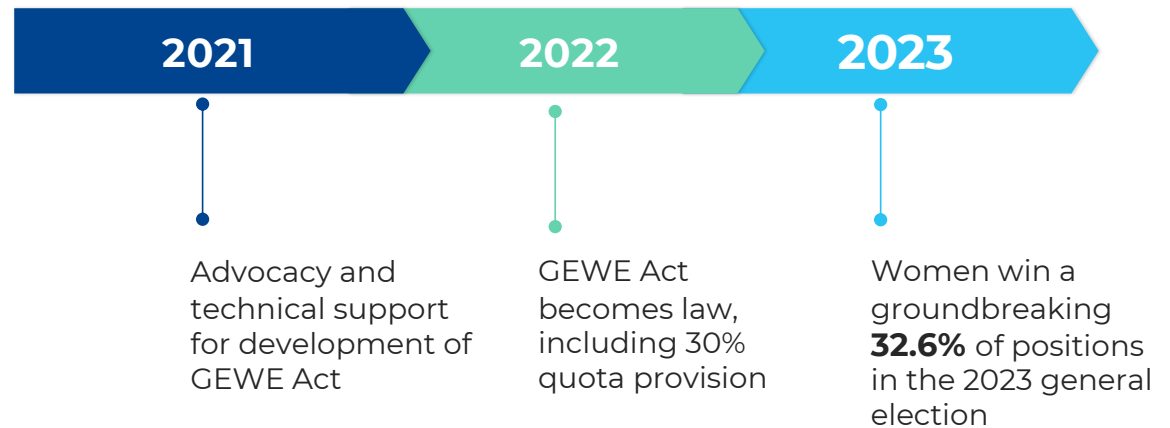
## Catalytic Programming

Able to pilot, innovate and develop programmes that leverage other resources

# 2023 RR RESULT HIGHLIGHT

## Increased Women's Representation in Sierra Leone

RR funded technical staff provided sustained leadership, technical input and coordination over three years, supporting enactment of the GEWE Act 2022. In 2023, support for women candidates contributed to historic levels of women elected to Local Councils and the National Parliament.



# 2023 RR RESULT HIGHLIGHT



## Led Global Standard-Setting on Technology Facilitated GBV

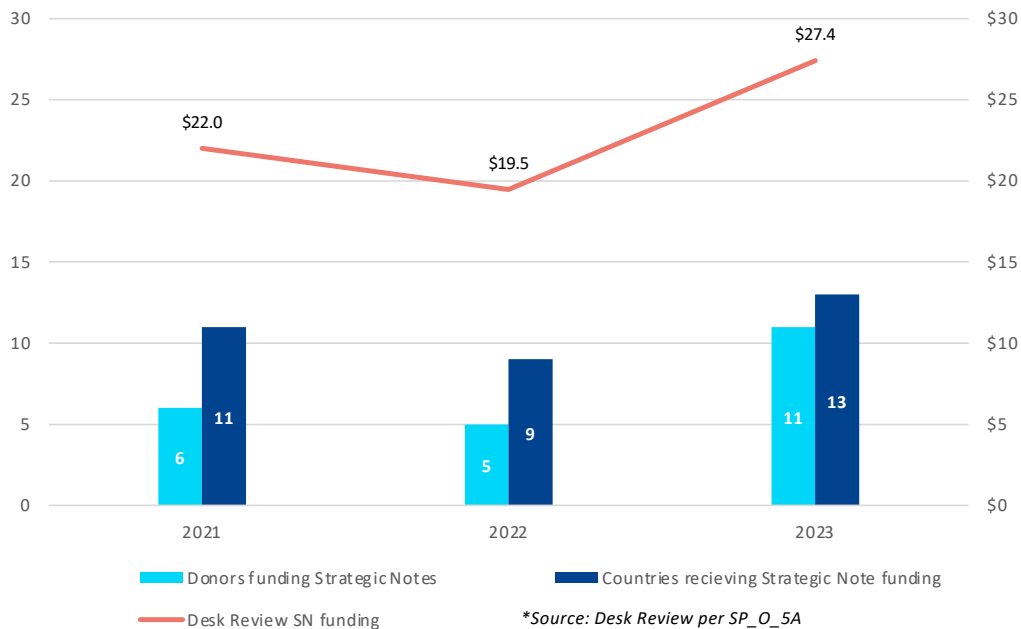
RR has been the primary source of funding backing UN Women efforts to address TFGBV, filling data and definitional gaps. As a result, in 2023:

- TFGBV was addressed in **CSW 67 Agreed Conclusions** and the **Global Digital Compact**.
- Supported **adoption of EU directive** on combatting DV against women and girls with provisions on online violence.



# STRATEGIC NOTES

Strategic Note funding 2021-2023



## HOW ARE WE DOING?

- SNs are the preferred OR flexible funding tool
- Currently underfunded & underutilized
- Increasing trend between 2021 and 2023

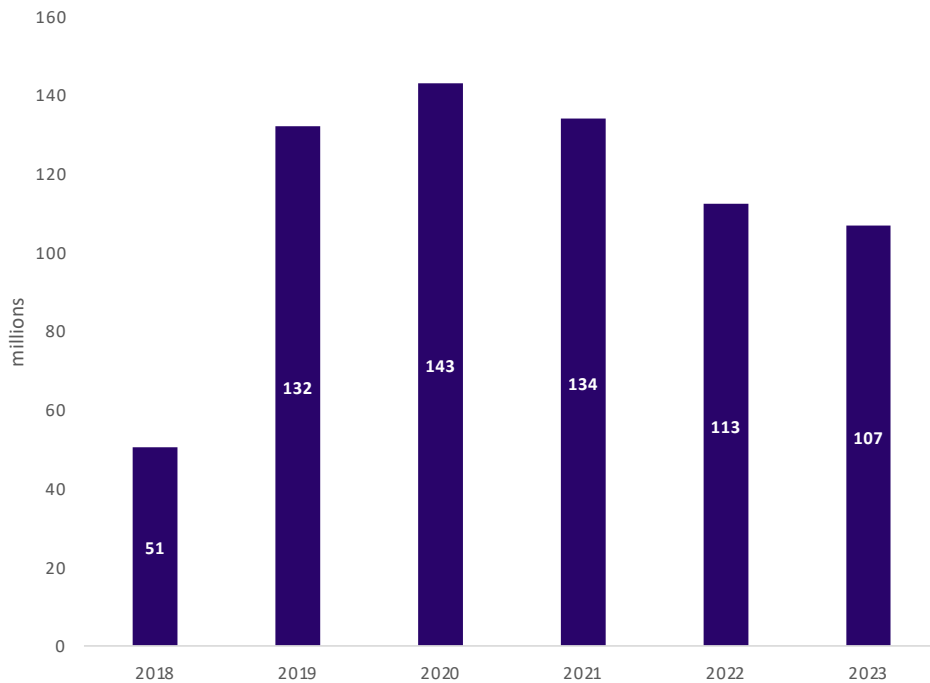
## WHAT ARE WE DOING?

- Piloting user-friendly SN brochures to communicate country-level priorities
- Engage partners on the benefits of SN direct funding

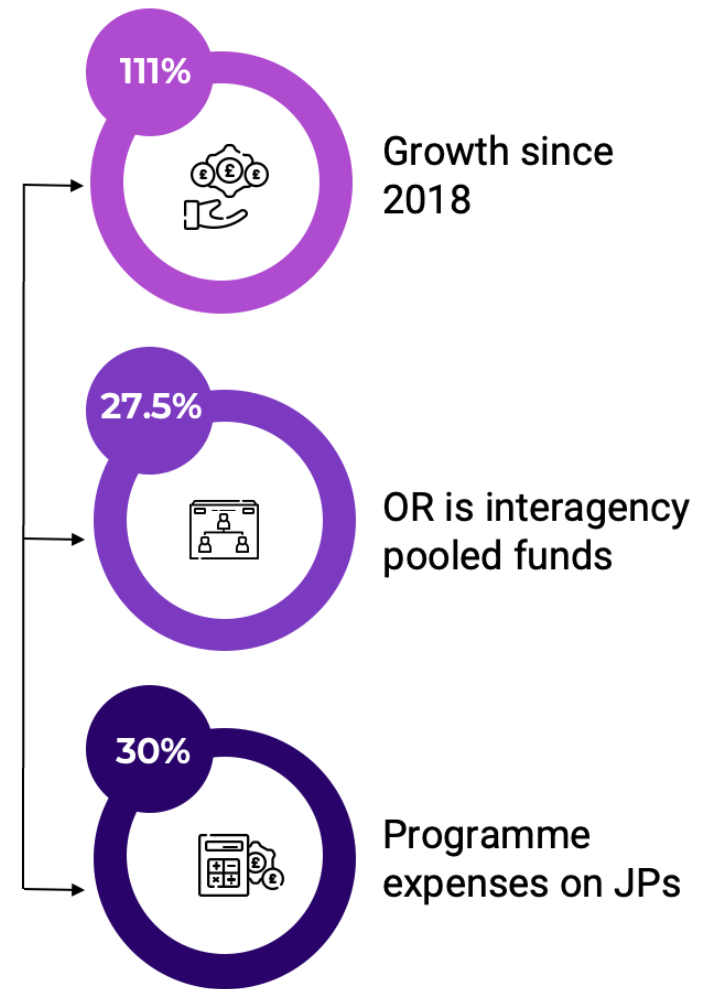


# INTERAGENCY POOLED FUNDING

Pooled funding 2018-2023



\* Includes multilateral funds from IFIs and the Spotlight Initiative



# NATIONAL COMMITTEES & INDIVIDUAL GIVING 2023



**12**

UN Women National Committees active in 2023




**18,027**

Number of monthly individual givers in 2023



**\$5.1M**

Contributions from National Committee in 2023



**\$40.6M**

Contributed by National Committees since 2017



**+40%**

Increase in volume of IG contributions since 2018



THANK YOU